

WASHINGTON COUNTY
FUND BALANCE RECAP
FOR THE YEAR ENDED 12/31/92

	GENERAL FUND	PUBLICITY	COUNTY ROAD	ROAD MACHINERY	SOLID WASTE MANAGEMENT	SOLID WASTE MACHINERY	SEWER DIST. NO. 1	SEWER DIST. NO. 2	WORKERS COMPENSATION	RISK	PVI
RESERVE FOR ENCUMBRANCE	\$56,373.00		\$8,865.00	\$31,075.00							
RESERVE FOR DEBT	\$212,501.00				\$121,471.00						
RESERVE FOR RETIREMENT	\$629,333.00										
STOP DWI RESERVE	\$17,497.00										
RESERVE FOR INSURANCE										\$34,014.00	
RESERVE FOR JUDGEMENTS & CLAIMS										\$148,230.00	
RESERVE FOR INVENTORY			\$311,871.00	\$280,241.00							
CONTRIBUTED RESERVE									\$251,410.00		
UNRESERVED - APPROP.	\$950,000.00	\$10,000.00	\$850,000.00		\$161,348.00	\$46,267.00					\$3,378.00
UNRESERVED - UNAPPROP.	\$6,788,038.00	\$3,653.00	\$537,720.00	\$307,493.00	\$326,972.00	\$16,003.00	\$30,670.00	\$401,091.00	\$297,466.00		\$2,129,364.00
TOTAL FUND EQUITY	\$8,653,742.00	\$13,653.00	\$1,708,456.00	\$618,809.00	\$609,791.00	\$62,270.00	\$30,670.00	\$401,091.00	\$548,876.00	\$182,244.00	\$2,132,742.00

WASHINGTON COUNTY
FUND BALANCE RECAP
FOR THE YEAR ENDED 12/31/93

	GENERAL FUND	PUBLICITY	COUNTY ROAD	ROAD MACHINERY	SOLID WASTE MANAGEMENT	SOLID WASTE MACHINERY	SEWER DIST. NO. 1	SEWER DIST. NO. 2	WORKERS COMPENSATION	RISK	PVI
RESERVE FOR ENCUMBRANCE	\$12,583.00		\$40,520.00	\$7,165.00	\$7,650.00			\$109.00		\$4,049.00	
RESERVE FOR DEBT	\$151,987.00				\$196,300.00						
RESERVE FOR RETIREMENT	\$751,598.00										
STOP DWI RESERVE	\$3,819.00										
RESERVE FOR INSURANCE										\$19,830.00	
RESERVE FOR JUDGEMENTS & CLAIMS										\$147,711.00	
RESERVE FOR INVENTORY			\$205,164.00	\$270,071.00							
CONTRIBUTED RESERVE									\$269,171.00		
UNRESERVED - APPROP.	\$1,134,000.00		\$450,000.00	\$250,000.00		\$140,000.00		\$12,431.00			\$48,051.00
UNRESERVED - UNAPPROP.	\$7,426,923.00	\$4,133.00	\$444,324.00	\$270,917.00	\$452,262.00	\$45,500.00	\$23,802.00	\$397,417.00	\$365,230.00		\$2,078,869.00
TOTAL FUND EQUITY	\$9,480,910.00	\$4,133.00	\$1,140,008.00	\$798,153.00	\$656,212.00	\$185,500.00	\$23,802.00	\$409,957.00	\$634,401.00	\$171,590.00	\$2,126,920.00

WASHINGTON COUNTY
FUND BALANCE RECAP
FOR THE YEAR ENDED 12/31/94

	GENERAL FUND	PUBLICITY	COUNTY ROAD	ROAD MACHINERY	SOLID WASTE MANAGEMENT	SOLID WASTE MACHINERY	SEWER DIST. NO. 1	SEWER DIST. NO. 2	WORKERS COMPENSATION	RISK	PVI	CAR POOL
RESERVE FOR ENCUMBRANCE	\$12,979.00			\$149.00	\$9,351.00			\$320.00				
RESERVE FOR DEBT	\$5,347.00				\$48,616.00							
RESERVE FOR RETIREMENT	\$651,545.00											
STOP DWI RESERVE	(\$20,750.00)											
RESERVE FOR INSURANCE										\$60,047.00		
RESERVE FOR JUDGEMENTS & CLAIMS										\$143,183.00		
RESERVE FOR INVENTORY			\$440,334.00	\$280,098.00								
CONTRIBUTED RESERVE									\$298,161.00			
UNRESERVED - APPROP.	\$2,039,010.00		\$500,000.00	\$225,000.00	\$25,000.00	\$190,772.00						
UNRESERVED - UNAPPROP.	\$8,882,675.00	\$4,838.00	\$222,543.00	\$260,558.00	\$304,272.00	\$74,051.00	\$28,254.00	\$437,041.00	\$378,967.00	\$20,650.00	\$2,110,571.00	\$109,676.00
TOTAL FUND EQUITY	\$11,570,806.00	\$4,838.00	\$1,162,877.00	\$765,805.00	\$387,239.00	\$264,823.00	\$28,254.00	\$437,361.00	\$677,128.00	\$223,880.00	\$2,110,571.00	\$109,676.00

WASHINGTON COUNTY
FUND BALANCE RECAP
FOR THE YEAR ENDED 12/31/95

	GENERAL FUND	PUBLICITY (closed)	COUNTY ROAD	ROAD MACHINERY	SOLID WASTE MANAGEMENT	SOLID WASTE MACHINERY	SEWER DIST. NO. 1	SEWER DIST. NO. 2	WORKERS COMPENSATION	RISK	PVI	CAR POOL
RESERVE FOR ENCUMBRANCE	\$173,485.00		\$19,658.00	\$5,885.00	\$704.00			\$2,674.00				
RESERVE FOR DEBT					\$559.00							
RESERVE FOR RETIREMENT	\$406,893.00											
STOP DWI RESERVE	(\$42,128.00)											
CRIME PROCEEDS RESERVE	\$16,021.00											
RESERVE FOR INSURANCE												
RESERVE FOR JUDGEMENTS & CLAIMS												
RESERVE FOR INVENTORY	\$16,857.00		\$333,452.00	\$270,039.00								
CONTRIBUTED RESERVE									\$334,132.00			
UNRESERVED - APPROP.	\$2,286,000.00		\$150,000.00	\$161,798.00								\$11,398.00
UNRESERVED - UNAPPROP.	\$9,182,515.00	\$0.00	\$225,082.00	\$272,977.00	\$566,105.00	\$72,851.00	\$28,884.00	\$553,783.00	\$667,709.00	\$258,873.00	\$2,140,387.00	\$128,466.00
TOTAL FUND EQUITY	\$12,039,643.00	\$0.00	\$728,192.00	\$710,699.00	\$567,368.00	\$72,851.00	\$28,884.00	\$556,457.00	\$1,001,841.00	\$258,873.00	\$2,140,387.00	\$139,864.00

WASHINGTON COUNTY
FUND BALANCE RECAP
FOR THE YEAR ENDED 12/31/96

	GENERAL FUND	PUBLICITY (closed)	COUNTY ROAD	ROAD MACHINERY	SOLID WASTE MANAGEMENT	SOLID WASTE MACHINERY	SEWER DIST. NO. 1	SEWER DIST. NO. 2	WORKERS COMPENSATION	RISK	PVI	CAR POOL
RESERVE FOR ENCUMBRANCE	\$73,580.00		\$6,212.00	\$73,668.00	\$704.00			\$1,123.00				
RESERVE FOR DEBT					\$559.00							
RESERVE FOR RETIREMENT	\$23,079.00											
STOP DWI RESERVE	\$18,606.00											
RESERVE FOR INSURANCE										\$39,786.00		
RESERVE FOR JUDGEMENTS & CLAIMS										\$155,529.00		
RESERVE FOR INVENTORY	\$16,799.00		\$375,936.00	\$317,344.00								
RESERVE FOR DEBT - ACC	(\$29,781.00)											
UNEMPLOYMENT RESERVE										\$84,711.00		
CONTRIBUTED RESERVE									\$351,172.00			
UNRESERVED - APPROP.	\$3,112,764.00		\$25,000.00	\$88,000.00	\$100,000.00			\$32,000.00				
UNRESERVED - UNAPPROP.	\$11,059,841.00	\$0.00	\$483,636.00	\$460,186.00	\$442,165.00	\$123,834.00	\$32,484.00	\$593,778.00	\$758,164.00	\$258,873.00	\$2,268,996.00	\$137,103.00
TOTAL FUND EQUITY	\$14,274,888.00	\$0.00	\$890,784.00	\$939,198.00	\$543,428.00	\$123,834.00	\$32,484.00	\$626,901.00	\$1,109,336.00	\$538,899.00	\$2,268,996.00	\$137,103.00

WASHINGTON COUNTY
FUND BALANCE RECAP
FOR THE YEAR ENDED 12/31/97

	GENERAL FUND	PUBLICITY (closed)	COUNTY ROAD	ROAD MACHINERY	SOLID WASTE MANAGEMENT	SOLID WASTE MACHINERY	SEWER DIST. NO. 1	SEWER DIST. NO. 2	WORKERS COMPENSATION	RISK	PVI	CAR POOL
RESERVE FOR ENCUMBRANCE	\$109,202.30		\$113,806.09	\$16,692.00				\$3,850.80				
RESERVE FOR DEBT	\$0.00											
RESERVE FOR RETIREMENT	\$69,174.77											
STOP DWI RESERVE	\$9,136.91											
RESERVE FOR INVENTORY	\$16,798.59		\$350,591.88	\$290,052.16								
RESERVE FOR DEBT - ACC	\$193,421.65											
CONTRIBUTED RESERVE									\$391,172.20			
UNRESERVED - APPROP.	\$4,340,561.00		\$54,000.00	\$0.00				\$374,466.00				
UNRESERVED - UNAPPROP.	\$10,219,817.92	\$0.00	\$598,697.72	\$516,247.61	\$618,603.95	\$147,833.98	\$35,301.06	\$134,481.75	\$853,636.10		\$2,940,462.00	\$134,785.45
TOTAL FUND EQUITY	\$14,958,113.14	\$0.00	\$1,117,095.69	\$822,991.77	\$618,603.95	\$147,833.98	\$35,301.06	\$512,798.55	\$1,244,808.30	\$0.00	\$2,940,462.00	\$134,785.45

WASHINGTON COUNTY
FUND BALANCE RECAP
FOR THE YEAR ENDED 12/31/98

	GENERAL FUND	PUBLICITY (closed)	COUNTY ROAD	ROAD MACHINERY	SOLID WASTE MANAGEMENT	SOLID WASTE MACHINERY	SEWER DIST. NO. 1	SEWER DIST. NO. 2	WORKERS COMPENSATION	RISK RETENTION	PVI	CAR POOL
RESERVE FOR ENCUMBRANCE	\$398,896.35		\$6,328.00									
RESERVE FOR DEBT												
RESERVE FOR RETIREMENT												
STOP DWI RESERVE	\$100,598.12											
CRIME PROCEEDS RESERVE	(\$2,060.86)											
RESERVE FOR INVENTORY	\$15,650.56		\$399,307.54	\$288,100.53								
RESERVE FOR DEBT - ACC	\$696,540.35											
UNEMPLOYMENT RESERVE												
CONTRIBUTED RESERVE									\$879,903.97			
UNRESERVED - APPROP.	\$3,958,455.00							\$300,000.00	\$100,000.00			
UNRESERVED - UNAPPROP.	\$11,037,921.29		\$1,166,578.28	\$636,871.00	\$225,041.72	\$887,499.40	\$36,138.17	\$299,908.90	\$532,397.33	\$0.00	\$3,622,225.00	\$136,951.38
TOTAL FUND EQUITY	\$16,206,000.81		\$1,572,213.82	\$924,971.53	\$225,041.72	\$887,499.40	\$36,138.17	\$599,908.90	\$1,512,301.30	\$0.00	\$3,622,225.00	\$136,951.38

WASHINGTON COUNTY
FUND BALANCE RECAP
FOR THE YEAR ENDED 12/31/99

	GENERAL FUND	PUBLICITY (closed)	COUNTY ROAD	ROAD MACHINERY	SOLID WASTE MANAGEMENT	SOLID WASTE MACHINERY	SEWER DIST. NO. 1	SEWER DIST. NO. 2	WORKERS COMPENSATION	RISK	PVI	CAR POOL
RESERVE FOR ENCUMBRANCE	\$39,832.55		\$14,465.00	\$7,337.52	\$6,610.00			\$12,361.16				
RESERVE FOR DEBT	\$53,400.15							\$587,950.00				
RESERVE FOR RETIREMENT												
STOP DWI RESERVE	\$114,637.97											
CRIME PROCEEDS RESERVE	(\$2,261.97)											
RESERVE FOR INVENTORY	\$15,650.56		\$378,600.65	\$352,795.11								
RESERVE FOR DEBT - ACC	\$830,278.93											
UNEMPLOYMENT RESERVE												
CONTRIBUTED RESERVE									\$941,813.78			
UNRESERVED - APPROP.	\$4,673,346.00		\$400,000.00		\$50,000.00	\$40,000.00		\$30,764.00	\$100,000.00			\$25,000.00
UNRESERVED - UNAPPROP.	\$10,280,192.01		\$1,154,129.84	\$685,015.80	\$704,316.38	\$282,425.39	\$39,484.95	\$402,598.66	\$758,235.35		\$4,062,603.00	\$146,614.83
TOTAL FUND EQUITY	\$16,005,076.20		\$1,947,195.49	\$1,045,148.43	\$760,926.38	\$322,425.39	\$39,484.95	\$1,033,673.82	\$1,800,049.13	\$0.00	\$4,062,603.00	\$171,614.83

WASHINGTON COUNTY
FUND BALANCE RECAP
FOR THE YEAR ENDED 12/31/2000

	<u>GENERAL FUND</u>	<u>PUBLICITY (closed)</u>	<u>COUNTY ROAD</u>	<u>ROAD MACHINERY</u>	<u>SOLID WASTE MANAGEMENT</u>	<u>SOLID WASTE MACHINERY</u>	<u>SEWER DIST. NO. 1</u>	<u>SEWER DIST. NO. 2</u>	<u>WORKERS COMPENSATION</u>	<u>RISK (closed)</u>	<u>PVI</u>	<u>CAR POOL</u>
RESERVE FOR ENCUMBRANCE	\$65,397.07		\$31,789.40		\$6,985.00			\$10,994.00				
RESERVE FOR DEBT	\$0.00											
RESERVE FOR RETIREMENT												
STOP DWI RESERVE	\$113,754.63											
CRIME PROCEEDS RESERVE	\$4,661.20											
RESERVE FOR INVENTORY	\$15,106.96		\$352,998.69	\$332,039.86								
RESERVE FOR DEBT - ACC	\$931,777.09											
UNEMPLOYMENT RESERVE												
CONTRIBUTED RESERVE									\$1,017,626.17			
UNRESERVED - APPROP.	\$4,059,000.00		\$210,000.00		\$200,000.00			\$66,632.00	\$160,000.00			\$40,679.00
UNRESERVED - UNAPPROP.	\$11,410,277.82		\$931,828.15	\$676,828.36	\$904,630.92	\$340,414.09	\$40,482.80	\$932,155.90	\$760,564.83		\$3,620,057.00	\$121,345.25
TOTAL FUND EQUITY	\$16,599,974.77		\$1,526,616.24	\$1,008,868.22	\$1,111,615.92	\$340,414.09	\$40,482.80	\$1,009,781.90	\$1,938,191.00	\$0.00	\$3,620,057.00	\$162,024.25

WASHINGTON COUNTY
FUND BALANCE RECAP
FOR THE YEAR ENDED 12/31/2001

	<u>GENERAL FUND</u>	<u>PUBLICITY (closed)</u>	<u>COUNTY ROAD</u>	<u>ROAD MACHINERY</u>	<u>SOLID WASTE MANAGEMENT</u>	<u>SOLID WASTE MACHINERY</u>	<u>SEWER DIST. NO. 1</u>	<u>SEWER DIST. NO. 2</u>	<u>WORKERS COMPENSATION</u>	<u>RISK</u>	<u>PVI</u>	<u>CAR POOL</u>
RESERVE FOR ENCUMBRANCE	\$52,041.00		\$48,285.25	\$1,571.35		\$120,458.00		\$16,365.70				\$86.57
CAPITAL RESERVE								\$20,131.36				
RESERVE FOR RETIREMENT												
STOP DWI RESERVE	\$142,966.10											
CRIME PROCEEDS RESERVE	\$9,227.92											
RESERVE FOR INVENTORY	\$16,051.98		\$358,659.28	\$307,183.75								
RESERVE FOR DEBT - ACC	\$833,000.56											
UNEMPLOYMENT RESERVE												
CONTRIBUTED RESERVE									\$1,080,899.50			
UNRESERVED - APPROP.	\$4,969,000.00			\$170,000.00			\$785.00	\$1,530.00	\$165,870.00		\$444,832.00	\$42,779.00
UNRESERVED - UNAPPROP.	\$8,255,012.77		\$948,122.17	\$582,122.36	\$463,485.80	\$438,817.54	\$41,616.41	\$685,885.79	\$885,243.08		\$3,185,851.00	\$89,749.62
TOTAL FUND EQUITY	\$14,277,300.33		\$1,355,066.70	\$1,060,877.46	\$463,485.80	\$559,275.54	\$42,401.41	\$723,912.85	\$2,132,012.58	\$0.00	\$3,630,683.00	\$132,615.19

WASHINGTON COUNTY
FUND BALANCE RECAP
FOR THE YEAR ENDED 12/31/2002

	GENERAL FUND	PUBLICITY (closed)	COUNTY ROAD	ROAD MACHINERY	SOLID WASTE MANAGEMENT	SOLID WASTE MACHINERY	SEWER DIST. NO. 1	SEWER DIST. NO. 2	WORKERS COMPENSATION	RISK (closed)	PVI	CAR POOL
RESERVE FOR ENCUMBRANCE	\$212,074.06		\$77,947.51	\$911.48								
CAPITAL RESERVE								\$26,281.15				
RESERVE FOR RETIREMENT												
STOP DWI RESERVE	\$118,203.46											
CRIME PROCEEDS RESERVE	\$9,227.92											
RESERVE FOR INVENTORY	\$17,226.16		\$345,278.34	\$332,214.35								
RESERVE FOR DEBT - ACC	\$742,795.26											
UNEMPLOYMENT RESERVE												
CONTRIBUTED RESERVE									\$1,128,839.00			
UNRESERVED - APPROP.	\$3,749,363.00		\$240,678.00	\$103,540.00				\$138,642.00	\$400,000.00			
UNRESERVED - UNAPPROP.	\$8,760,946.51		\$915,946.83	\$354,278.04	\$763,321.81	\$358,959.61	\$43,058.44	\$468,066.43	\$639,307.14			\$128,973.96
TOTAL FUND EQUITY	\$13,609,836.37		\$1,579,850.68	\$790,943.87	\$763,321.81	\$358,959.61	\$43,058.44	\$632,989.58	\$2,168,146.14	\$0.00	\$0.00	\$128,973.96

*2002 Fiscal Year closeout
to Fund Balance*

	GENERAL FUND	PUBLICITY	COUNTY ROAD	ROAD MACHINERY	SOLID WASTE MANAGEMENT	SOLID WASTE MACHINERY	SEWER DIST. NO. 1	SEWER DIST. NO. 2	WORKERS COMPENSATION	RISK	PVI	CAR POOL
Revenues	\$64,012,460.00	\$0.00	\$6,468,573.00	\$1,533,212.00	\$4,357,972.00	\$325,578.00	\$21,532.00	\$1,422,521.00	\$1,200,926.00	\$0.00		\$363,932.00
Expenditures	\$64,679,924.00	\$0.00	\$6,243,790.00	\$1,803,145.00	\$4,058,136.00	\$405,436.00	\$20,875.00	\$1,513,444.00	\$1,184,792.00	\$0.00		\$367,573.00
Revenues/Expenditures	(\$667,464.00)	\$0.00	\$224,783.00	(\$269,933.00)	\$299,836.00	(\$79,858.00)	\$657.00	(\$90,923.00)	\$16,134.00	\$0.00	\$0.00	(\$3,641.00)

WASHINGTON COUNTY
FUND BALANCE RECAP
FOR THE YEAR ENDED 12/31/2003

	GENERAL FUND	PUBLICITY (closed)	COUNTY ROAD	ROAD MACHINERY	SOLID WASTE MANAGEMENT	SOLID WASTE MACHINERY	SEWER DIST. NO. 1	SEWER DIST. NO. 2	WORKERS COMPENSATION	RISK (closed)	PVI	CAR POOL
RESERVE FOR ENCUMBRANCE	\$57,854.37		\$35,239.05	\$125,897.00								
CAPITAL RESERVE								\$49,942.81				
RESERVE FOR RETIREMENT												
STOP DWI RESERVE	\$77,479.71											
CRIME PROCEEDS RESERVE	\$18,165.80											
RESERVE FOR INVENTORY	\$9,349.77		\$330,702.70	\$308,592.15								
RESERVE FOR DEBT - ACC	\$633,136.67											
UNEMPLOYMENT RESERVE									\$1,148,838.99			
CONTRIBUTED RESERVE									\$107,624.00			
UNRESERVED - APPROP.	\$3,502,178.00		\$100,000.00	\$20,685.00	\$500,000.00	\$3,633.00		\$133,394.00	\$107,624.00			
UNRESERVED - UNAPPROP.	\$8,954,209.76		\$1,493,364.51	\$292,103.79	\$473,996.94	\$364,314.85	\$48,228.24	\$509,709.55	\$513,268.29		\$2,740,367.00	\$141,081.00
TOTAL FUND EQUITY	\$13,252,374.08	\$0.00 #	\$1,959,306.26 #	\$747,277.94 #	\$973,996.94 #	\$367,947.85 #	\$48,228.24 #	\$693,046.36 #	\$1,769,731.28 #	\$0.00 #	\$2,740,367.00 ##	\$141,081.00

*2003 Fiscal Year closeout
to Fund Balance*

	GENERAL FUND	PUBLICITY	COUNTY ROAD	ROAD MACHINERY	SOLID WASTE MANAGEMENT	SOLID WASTE MACHINERY	SEWER DIST. NO. 1	SEWER DIST. NO. 2	WORKERS COMPENSATION	RISK	PVI	CAR POOL
Revenues	\$66,546,356.09	\$0.00	\$7,045,059.24	\$1,581,039.92	\$4,514,454.16	\$208,935.23	\$27,548.26	\$1,556,011.43	\$904,457.86	\$0.00	\$8,651,680.00	\$480,353.97
Expenditures	\$66,921,527.38	\$0.00	\$6,665,603.66	\$1,624,705.85	\$4,303,779.03	\$199,946.99	\$22,378.46	\$1,495,954.65	\$1,322,872.72	\$0.00	\$9,090,140.00	\$468,247.23
Revenues/Expenditures	(\$375,171.29)	\$0.00	\$379,455.58	(\$43,665.93)	\$210,675.13	\$8,988.24	\$5,169.80	\$60,056.78	(\$418,414.86)	\$0.00	(\$438,460.00)	\$12,106.74

WASHINGTON COUNTY
FUND BALANCE RECAP
FOR THE YEAR ENDED 12/31/2004

	GENERAL FUND	PUBLICITY (closed)	COUNTY ROAD	ROAD MACHINERY	SOLID WASTE MANAGEMENT	SOLID WASTE MACHINERY	SEWER DIST. NO. 1	SEWER DIST. NO. 2	WORKERS COMPENSATION	RISK (closed)	PVI	CAR POOL
RESERVE FOR ENCUMBRANCE	\$106,399.24		\$17,666.85	\$634.00	\$6,750.00			\$9,916.00				\$191.46
CAPITAL RESERVE								\$68,784.73				
RESERVE FOR RETIREMENT												
STOP DWI RESERVE	\$20,922.12											
CRIME PROCEEDS RESERVE	\$21,280.03											
RESERVE FOR INVENTORY	\$11,895.75		\$335,527.75	\$332,942.10								
RESERVE FOR DEBT - ACC	\$531,658.36											
UNEMPLOYMENT RESERVE												
CONTRIBUTED RESERVE									\$1,216,601.51			
PROPERTY RESERVE	\$400,000.00											
UNRESERVED - APPROP.	\$1,115,747.00				\$183,026.00			\$122,737.00	\$190,000.00		\$115,692.00	\$20,028.00
UNRESERVED - UNAPPROP.	\$16,183,924.79		\$1,998,072.91	\$299,229.84	\$916,592.77	\$309,651.84	\$52,501.39	\$580,872.11	\$334,747.63		\$2,641,942.00	\$157,344.84
TOTAL FUND EQUITY	\$18,391,827.29	\$0.00	\$2,351,267.51	\$632,805.94	\$1,106,368.77	\$309,651.84	\$52,501.39	\$782,309.84	\$1,741,349.14	\$0.00	\$2,757,634.00	\$177,564.30

**2004 Fiscal Year closeout
to Fund Balance**

Actual:

	GENERAL FUND	PUBLICITY	COUNTY ROAD	ROAD MACHINERY	SOLID WASTE MANAGEMENT	SOLID WASTE MACHINERY	SEWER DIST. NO. 1	SEWER DIST. NO. 2	WORKERS COMPENSATION	RISK	PVI	CAR POOL
Revenues	\$77,736,746.11	\$0.00	\$7,354,887.97	\$1,701,587.96	\$3,621,707.94	\$287,639.64	\$38,454.73	\$1,602,787.32	\$1,346,783.66	\$0.00	\$10,111,782.00	\$387,031.34
Expenditures	\$72,793,720.46	\$0.00	\$6,990,671.74	\$1,819,229.11	\$3,510,900.08	\$346,324.32	\$34,181.58	\$1,518,785.83	\$1,395,973.04	\$0.00	\$10,305,603.00	\$351,354.98
Revenues/Expenditures	\$4,943,025.65	\$0.00	\$364,216.23	(\$117,641.15)	\$110,807.86	(\$58,684.68)	\$4,273.15	\$84,001.49	(\$49,189.38)	\$0.00	(\$193,821.00)	\$35,676.36

Budget:

Revenue Budget as Adopted	\$70,095,066.00	\$0.00	\$7,085,496.00	\$1,667,231.00	\$3,589,783.00	\$351,235.00	\$22,600.00	\$1,504,974.00	\$1,235,970.00	\$0.00	\$9,499,640.00	\$348,500.00
2004 Amendments to Budget	\$1,955,647.00	\$0.00	\$135,685.00	\$77,326.00	\$3,099.00	\$143.00	\$0.00	\$0.00	\$0.00	\$0.00	\$154,748.00	\$0.00
Revenue Budget as Amended	\$72,050,713.00	\$0.00	\$7,221,181.00	\$1,744,557.00	\$3,592,882.00	\$351,378.00	\$22,600.00	\$1,504,974.00	\$1,235,970.00	\$0.00	\$9,654,388.00	\$348,500.00
Appropriated Fund Balance Adopted	\$3,502,178.00	\$0.00	\$100,000.00	\$20,685.00	\$500,000.00	\$3,633.00	\$0.00	\$133,394.00	\$107,624.00	\$0.00	\$118,970.00	\$0.00
2004 Additional Approp. Fund Balance	\$2,516,784.89	\$0.00	\$302,323.05	\$134,497.00	\$10,800.00	\$10,600.00	\$15,000.00	\$0.00	\$105,000.00	\$0.00	\$0.00	\$18,200.00
Approp. Fund Balance as Amended	\$6,018,962.89	\$0.00	\$402,323.05	\$155,182.00	\$510,800.00	\$14,233.00	\$15,000.00	\$133,394.00	\$212,624.00	\$0.00	\$118,970.00	\$18,200.00
Expenditure Budget as Adopted	\$73,597,244.00	\$0.00	\$7,185,496.00	\$1,687,916.00	\$4,089,783.00	\$354,868.00	\$22,600.00	\$1,638,368.00	\$1,343,594.00	\$0.00	\$9,618,610.00	\$348,500.00
2004 Amendments to Budget	\$4,472,431.89	\$0.00	\$438,008.05	\$211,823.00	\$13,899.00	\$10,743.00	\$15,000.00	\$0.00	\$105,000.00	\$0.00	\$154,748.00	\$18,200.00
Expenditure Budget as Amended	\$78,069,675.89	\$0.00	\$7,623,504.05	\$1,899,739.00	\$4,103,682.00	\$365,611.00	\$37,600.00	\$1,638,368.00	\$1,448,594.00	\$0.00	\$9,773,358.00	\$366,700.00

WASHINGTON COUNTY
FUND BALANCE RECAP
FOR THE YEAR ENDED 12/31/2005

	GENERAL FUND	PUBLICITY (closed)	COUNTY ROAD	ROAD MACHINERY	SOLID WASTE MANAGEMENT	SOLID WASTE MACHINERY	SEWER DIST. NO. 1	SEWER DIST. NO. 2	WORKERS COMPENSATION	RISK (closed)	PVI	CAR POOL
RESERVE FOR ENCUMBRANCE	\$228,744.71		\$26,829.00	\$19,122.00	\$34,000.00							
CAPITAL RESERVE								\$82,386.00				
RESERVE FOR RETIREMENT												
STOP DWI RESERVE	(\$33,333.84)											
CRIME PROCEEDS RESERVE	\$21,329.99											
RESERVE FOR INVENTORY	\$9,295.72		\$240,210.00	\$387,250.00								
RESERVE FOR DEBT - ACC	\$439,471.75											
UNEMPLOYMENT RESERVE												
CONTRIBUTED RESERVE									\$1,271,672.00			
PROPERTY RESERVE	\$902,113.00											
UNRESERVED - APPROP.	\$3,454,977.00		\$16,578.00	\$0.00	\$160,000.00	\$0.00		\$205,401.00	\$50,000.00			
UNRESERVED - UNAPPROP.	\$14,410,764.73		\$2,021,600.00	\$766,640.00	\$1,420,702.00	\$0.00	\$46,130.00	\$419,799.00	\$304,974.00		\$2,528,600.00	\$236,912.00
TOTAL FUND EQUITY	\$19,433,363.06	\$0.00	\$2,305,217.00	\$1,173,012.00	\$1,614,702.00	\$0.00	\$46,130.00	\$707,586.00	\$1,626,646.00	\$0.00	\$2,528,600.00	\$236,912.00

**2005 Fiscal Year closeout
to Fund Balance**

Actual:

	GENERAL FUND	PUBLICITY	COUNTY ROAD	ROAD MACHINERY	SOLID WASTE MANAGEMENT	SOLID WASTE MACHINERY	SEWER DIST. NO. 1	SEWER DIST. NO. 2	WORKERS COMPENSATION	RISK	PVI	CAR POOL
Revenues	\$75,667,402.07	\$0.00	\$7,682,359.48	\$2,663,170.06	\$3,702,409.21	\$7,686.92	\$44,784.96	\$1,561,800.96	\$1,291,411.16	\$0.00	\$10,229,106.00	\$438,647.98
Expenditures	\$74,302,669.85	\$0.00	\$7,737,256.64	\$2,122,963.20	\$3,368,405.55	\$0.00	\$51,156.59	\$1,636,524.08	\$1,426,113.74	\$0.00	\$10,458,137.00	\$379,300.50
Revenues/Expenditures	\$1,364,732.22	\$0.00	(\$54,897.16)	\$540,206.86	\$334,003.66	\$7,686.92	(\$6,371.63)	(\$74,723.12)	(\$134,702.58)	\$0.00	(\$229,031.00)	\$59,347.48

Budget:

Revenue Budget as Adopted	\$71,217,536.00	\$0.00	\$7,346,921.00	\$2,104,239.00	\$3,591,300.00	\$0.00	\$34,700.00	\$1,543,940.00	\$1,272,645.00	\$0.00	\$9,808,500.00	\$346,891.00
2005 Amendments to Budget	\$2,285,710.00	\$0.00	\$488,929.00	\$667,200.00	\$0.00	\$0.00	\$0.00	\$18,000.00	\$0.00	\$0.00	\$679,917.00	\$14,500.00
Revenue Budget as Amended	\$73,503,246.00	\$0.00	\$7,835,850.00	\$2,771,439.00	\$3,591,300.00	\$0.00	\$34,700.00	\$1,561,940.00	\$1,272,645.00	\$0.00	\$10,488,417.00	\$361,391.00
Appropriated Fund Balance Adopted	\$1,115,747.00	\$0.00	\$0.00	\$0.00	\$183,026.00	\$0.00	\$0.00	\$122,737.00	\$190,000.00	\$0.00	\$115,692.00	\$20,028.00
2005 Additional Approp. Fund Balance	\$4,014,261.39	\$0.00	\$356,008.65	\$633.60	\$77,950.00	\$0.00	\$19,000.00	\$9,916.00	\$25,000.00	\$0.00	\$236,790.00	\$12,191.46
Approp. Fund Balance as Amended	\$5,130,008.39	\$0.00	\$356,008.65	\$633.60	\$260,976.00	\$0.00	\$19,000.00	\$132,653.00	\$215,000.00	\$0.00	\$352,482.00	\$32,219.46
Expenditure Budget as Adopted	\$72,333,283.00	\$0.00	\$7,346,921.00	\$2,104,239.00	\$3,774,326.00	\$0.00	\$34,700.00	\$1,666,677.00	\$1,462,645.00	\$0.00	\$9,924,192.00	\$366,919.00
2005 Amendments to Budget	\$6,299,971.39	\$0.00	\$844,937.65	\$667,833.60	\$77,950.00	\$0.00	\$19,000.00	\$27,916.00	\$25,000.00	\$0.00	\$916,707.00	\$26,691.46
Expenditure Budget as Amended	\$78,633,254.39	\$0.00	\$8,191,858.65	\$2,772,072.60	\$3,852,276.00	\$0.00	\$53,700.00	\$1,694,593.00	\$1,487,645.00	\$0.00	\$10,840,899.00	\$393,610.46

WASHINGTON COUNTY
FUND BALANCE RECAP
FOR THE YEAR ENDED 12/31/2006

	GENERAL FUND	PUBLICITY (closed)	COUNTY ROAD	ROAD MACHINERY	SOLID WASTE MANAGEMENT	SOLID WASTE MACHINERY (closed)	SEWER DIST. NO. 1	SEWER DIST. NO. 2	WORKERS COMPENSATION	Self Insurance Health Insurance	RISK (closed)	PVI	CAR POOL
RESERVE FOR ENCUMBRANCE	\$237,980.00		\$33,509.00	\$12,804.00									\$34,990.00
CAPITAL RESERVE								\$94,613.00					
RESERVE FOR RETIREMENT													
STOP DWI RESERVE	\$57,038.00												
CRIME PROCEEDS RESERVE	\$24,234.00												
RESERVE FOR INVENTORY	\$7,847.00		\$278,612.00	\$422,359.00									
RESERVE FOR DEBT	\$366,300.00							\$307,982.00					
UNEMPLOYMENT RESERVE													
CONTRIBUTED RESERVE									\$1,355,927.00				
PROPERTY RESERVE	\$902,113.00												
UNRESERVED - APPROP.	\$3,947,090.00		\$600,000.00	\$0.00	\$752,000.00			\$135,680.00	\$50,000.00				\$38,336.00
UNRESERVED - UNAPPROP.	\$11,434,561.00		\$1,590,626.00	\$757,576.00	\$1,206,497.00		\$47,560.00	\$514,757.00	\$507,482.00	\$548,017.00		\$2,418,423.00	\$235,491.00
TOTAL FUND EQUITY	\$16,977,163.00	\$0.00	\$2,502,747.00	\$1,192,739.00	\$1,958,497.00	\$0.00	\$47,560.00	\$1,053,032.00	\$1,913,409.00	\$548,017.00	\$0.00	\$2,418,423.00	\$308,817.00

**2006 Fiscal Year closeout
to Fund Balance**

Actual:

	GENERAL FUND	PUBLICITY	COUNTY ROAD	ROAD MACHINERY	SOLID WASTE MANAGEMENT	SOLID WASTE MACHINERY	SEWER DIST. NO. 1	SEWER DIST. NO. 2	WORKERS COMPENSATION	Self Insurance Health Insurance	RISK	PVI	CAR POOL
Revenues	\$77,081,559.00	\$0.00	\$8,716,328.00	\$2,301,762.00	\$4,292,272.00	\$0.00	\$44,079.00	\$1,660,632.00	\$1,598,887.00	\$4,587,343.00	\$0.00	\$10,231,184.00	\$586,928.00
Expenditures	\$77,906,444.00	\$0.00	\$8,612,811.00	\$2,282,036.00	\$3,948,478.00	\$0.00	\$43,599.00	\$1,611,209.00	\$1,332,124.00	\$4,039,326.00	\$0.00	\$10,341,610.00	\$515,022.00
Revenues/Expenditures	(\$824,885.00)	\$0.00	\$103,517.00	\$19,726.00	\$343,794.00	\$0.00	\$480.00	\$49,423.00	\$266,763.00	\$548,017.00	\$0.00	(\$110,426.00)	\$71,906.00

Budget:

Revenue Budget as Adopted	\$73,104,810.00	\$0.00	\$8,794,900.00	\$2,199,700.00	\$4,027,395.00	\$0.00	\$36,100.00	\$1,542,400.00	\$1,482,221.00	\$0.00	\$0.00	\$9,956,025.00	\$479,200.00
2006 Amendments to Budget	\$3,060,434.00	\$0.00	\$97,559.00	\$195,000.00	\$0.00	\$0.00	\$4,725.00	\$37,500.00	\$0.00	\$4,619,000.00	\$0.00	\$854,123.00	\$45,000.00
Revenue Budget as Amended	\$76,165,244.00	\$0.00	\$8,892,459.00	\$2,394,700.00	\$4,027,395.00	\$0.00	\$40,825.00	\$1,579,900.00	\$1,482,221.00	\$4,619,000.00	\$0.00	\$10,810,148.00	\$524,200.00
Appropriated Fund Balance Adopted	\$3,454,977.00	\$0.00	\$16,578.00	\$0.00	\$160,000.00	\$0.00	\$0.00	\$205,401.00	\$50,000.00	\$0.00	\$0.00	\$199,991.00	\$0.00
2006 Additional Approp. Fund Balance	\$3,070,880.00	\$0.00	\$1,220,816.00	\$19,122.00	\$38,675.00	\$0.00	\$3,500.00	\$0.00	\$0.00	\$0.00	\$0.00	\$929.00	\$38,061.00
Approp. Fund Balance as Amended	\$6,525,857.00	\$0.00	\$1,237,394.00	\$19,122.00	\$198,675.00	\$0.00	\$3,500.00	\$205,401.00	\$50,000.00	\$0.00	\$0.00	\$200,920.00	\$38,061.00
Expenditure Budget as Adopted	\$76,559,787.00	\$0.00	\$8,811,478.00	\$2,199,700.00	\$4,187,395.00	\$0.00	\$36,100.00	\$1,747,801.00	\$1,532,221.00	\$0.00	\$0.00	\$10,156,016.00	\$479,200.00
2006 Amendments to Budget	\$6,131,314.00	\$0.00	\$1,318,375.00	\$214,122.00	\$38,675.00	\$0.00	\$8,225.00	\$37,500.00	\$0.00	\$4,619,000.00	\$0.00	\$855,052.00	\$83,061.00
Expenditure Budget as Amended	\$82,691,101.00	\$0.00	\$10,129,853.00	\$2,413,822.00	\$4,226,070.00	\$0.00	\$44,325.00	\$1,785,301.00	\$1,532,221.00	\$4,619,000.00	\$0.00	\$11,011,068.00	\$562,261.00

WASHINGTON COUNTY
FUND BALANCE RECAP
FOR THE YEAR ENDED 12/31/2007

	GENERAL FUND	PUBLICITY (closed)	COUNTY ROAD	ROAD MACHINERY	SOLID WASTE MANAGEMENT	SOLID WASTE MACHINERY (closed)	SEWER DIST. NO. 1	SEWER DIST. NO. 2	WORKERS COMPENSATION	Self Insurance Health Insurance	RISK (closed)	PVI	CAR POOL
RESERVE FOR ENCUMBRANCE	\$153,498.00		\$48,278.00		\$1,525.00			\$20,905.00					
CAPITAL RESERVE								\$106,142.00					
RESERVE FOR RETIREMENT													
STOP DWI RESERVE	\$31,092.00												
CRIME PROCEEDS RESERVE	\$55,652.00												
RESERVE FOR INVENTORY	\$8,441.00		\$179,009.00	\$454,796.00									
RESERVE FOR DEBT	\$183,062.00							\$91,363.00					
UNEMPLOYMENT RESERVE													
CONTRIBUTED RESERVE									\$1,449,433.00				
PROPERTY RESERVE	\$902,113.00												
UNRESERVED - APPROP.	\$3,969,760.00		\$1,174,142.00	\$0.00	\$670,064.00			\$81,294.00	\$52,700.00				\$13,727.00
UNRESERVED - UNAPPROP.	\$10,609,706.00		\$1,253,225.00	\$423,457.00	\$1,173,837.00		\$44,844.00	\$396,471.00	\$386,918.00	\$70,749.00		\$2,168,448.00	\$174,257.00
TOTAL FUND EQUITY	\$15,913,324.00	\$0.00	\$2,654,654.00	\$878,253.00	\$1,845,426.00	\$0.00	\$44,844.00	\$696,175.00	\$1,889,051.00	\$70,749.00	\$0.00	\$2,168,448.00	\$187,984.00

**2007 Fiscal Year closeout
to Fund Balance**

Actual:

	GENERAL FUND	PUBLICITY	COUNTY ROAD	ROAD MACHINERY	SOLID WASTE MANAGEMENT	SOLID WASTE MACHINERY	SEWER DIST. NO. 1	SEWER DIST. NO. 2	WORKERS COMPENSATION	Self Insurance Health Insurance	RISK	PVI	CAR POOL
Revenues	\$78,539,674.00	\$0.00	\$10,003,366.00	\$2,527,684.00	\$3,804,569.00	\$0.00	\$45,915.00	\$1,589,558.00	\$1,613,539.00	\$8,006,128.00	\$0.00	\$10,649,987.00	\$556,511.00
Expenditures	\$79,603,513.00	\$0.00	\$9,851,459.00	\$2,842,170.00	\$3,917,640.00	\$0.00	\$48,631.00	\$1,948,296.00	\$1,657,897.00	\$8,483,396.00	\$0.00	\$10,899,962.00	\$677,345.00
Revenues/Expenditures	(\$1,063,839.00)	\$0.00	\$151,907.00	(\$314,486.00)	(\$113,071.00)	\$0.00	(\$2,716.00)	(\$358,738.00)	(\$44,358.00)	(\$477,268.00)	\$0.00	(\$249,975.00)	(\$120,834.00)

Budget:

Revenue Budget as Adopted	\$79,469,485.00	\$0.00	\$9,804,636.00	\$2,815,872.00	\$3,620,883.00	\$0.00	\$39,750.00	\$1,697,400.00	\$1,479,129.00	\$0.00	\$0.00	\$10,676,106.00	\$591,000.00
2007 Amendments to Budget	\$46,589.00	\$0.00	\$262,003.00	\$0.00	\$100,000.00	\$0.00	\$4,000.00	\$5,181.00	\$53,000.00	\$0.00	\$0.00	\$332,584.00	\$16,600.00
Revenue Budget as Amended	\$79,516,074.00	\$0.00	\$10,066,639.00	\$2,815,872.00	\$3,720,883.00	\$0.00	\$43,750.00	\$1,702,581.00	\$1,532,129.00	\$8,250,000.00	\$0.00	\$11,008,690.00	\$607,600.00
Appropriated Fund Balance Adopted	\$3,947,090.00	\$0.00	\$600,000.00	\$0.00	\$752,000.00	\$0.00	\$0.00	\$135,680.00	\$50,000.00	\$0.00	\$0.00	\$0.00	\$38,336.00
2007 Additional Approp. Fund Balance	\$281,940.00	\$0.00	\$41,175.00	\$79,804.00	\$0.00	\$0.00	\$5,000.00	\$193,257.00	\$73,300.00	\$233,400.00	\$0.00	\$0.00	\$34,990.00
Approp. Fund Balance as Amended	\$4,229,030.00	\$0.00	\$641,175.00	\$79,804.00	\$752,000.00	\$0.00	\$5,000.00	\$328,937.00	\$123,300.00	\$233,400.00	\$0.00	\$0.00	\$73,326.00
Expenditure Budget as Adopted	\$83,416,575.00	\$0.00	\$10,404,636.00	\$2,815,872.00	\$4,372,883.00	\$0.00	\$39,750.00	\$1,833,080.00	\$1,529,129.00	\$0.00	\$0.00	\$10,676,106.00	\$629,336.00
2007 Amendments to Budget	\$328,529.00	\$0.00	\$303,178.00	\$79,804.00	\$100,000.00	\$0.00	\$9,000.00	\$198,438.00	\$126,300.00	\$0.00	\$0.00	\$332,584.00	\$51,590.00
Expenditure Budget as Amended	\$83,745,104.00	\$0.00	\$10,707,814.00	\$2,895,676.00	\$4,472,883.00	\$0.00	\$48,750.00	\$2,031,518.00	\$1,655,429.00	\$8,483,400.00	\$0.00	\$11,008,690.00	\$680,926.00

WASHINGTON COUNTY
FUND BALANCE RECAP
FOR THE YEAR ENDED 12/31/2008

	GENERAL FUND	PUBLICITY (closed)	COUNTY ROAD	ROAD MACHINERY	SOLID WASTE MANAGEMENT	SOLID WASTE MACHINERY (closed)	SEWER DIST. NO. 1	SEWER DIST. NO. 2	WORKERS COMPENSATION	Self Insurance Health Insurance	RISK (closed)	PVI	CAR POOL
RESERVE FOR ENCUMBRANCE	\$169,620.00		\$6,441.00	\$18,895.00	\$13,925.00			\$722.00	\$514.00				\$26,087.00
CAPITAL RESERVE								\$18,080.00					
RESERVE FOR RETIREMENT													
STOP DWI RESERVE	\$5,406.00												
CRIME PROCEEDS RESERVE	\$36,023.00												
RESERVE FOR INVENTORY	\$13,914.00		\$192,932.00	\$456,364.00									
RESERVE FOR DEBT								\$47,178.00					
UNEMPLOYMENT RESERVE													
CONTRIBUTED RESERVE									\$1,511,599.00				
PROPERTY RESERVE	\$902,113.00												
UNRESERVED - APPROP.	\$2,298,884.00		\$730,735.00	\$399,375.00	\$875,213.00			\$161,958.00	\$64,478.00				\$2,409.00
UNRESERVED - UNAPPROP.	\$8,686,854.00		\$1,322,430.00	\$613,886.00	\$964,780.00		\$49,464.00	\$125,704.00	\$308,735.00	(\$352,781.00)		\$4,175,375.00	\$148,924.00
TOTAL FUND EQUITY	\$12,112,814.00	\$0.00	\$2,252,538.00	\$1,488,520.00	\$1,853,918.00	\$0.00	\$49,464.00	\$353,642.00	\$1,885,326.00	(\$352,781.00)	\$0.00	\$4,175,375.00	\$177,420.00

**2007 Fiscal Year closeout
to Fund Balance**

Actual:

	GENERAL FUND	PUBLICITY	COUNTY ROAD	ROAD MACHINERY	SOLID WASTE MANAGEMENT	SOLID WASTE MACHINERY	SEWER DIST. NO. 1	SEWER DIST. NO. 2	WORKERS COMPENSATION	Self Insurance Health Insurance	RISK	PVI	CAR POOL
Revenues	\$78,808,661.00	\$0.00	\$10,587,861.00	\$3,643,613.00	\$3,706,288.00	\$0.00	\$62,806.00	\$1,719,210.00	\$1,618,215.00	\$8,224,360.00	\$0.00	\$13,648,992.00	\$638,493.00
Expenditures	\$82,700,713.00	\$0.00	\$10,989,977.00	\$2,867,346.00	\$3,697,796.00	\$0.00	\$58,186.00	\$1,919,997.00	\$1,641,940.00	\$8,647,890.00	\$0.00	\$11,642,065.00	\$649,058.00
Revenues/Expenditures	(\$3,892,052.00)	\$0.00	(\$402,116.00)	\$776,267.00	\$8,492.00	\$0.00	\$4,620.00	(\$200,787.00)	(\$23,725.00)	(\$423,530.00)	\$0.00	\$2,006,927.00	(\$10,565.00)

Budget:

Revenue Budget as Adopted	\$79,753,003.00	\$0.00	\$10,050,848.00	\$3,277,103.00	\$3,711,983.00	\$0.00	\$46,975.00	\$1,886,400.00	\$1,479,128.00	\$8,730,000.00	\$0.00	\$11,938,397.00	\$638,521.00
2007 Amendments to Budget	\$2,079,929.00	\$0.00	\$487,773.00	\$234,450.00	\$0.00	\$0.00	\$11,211.00	\$0.00	\$0.00	\$0.00	\$0.00	\$471,700.00	\$50,000.00
Revenue Budget as Amended	\$81,832,932.00	\$0.00	\$10,538,621.00	\$3,511,553.00	\$3,711,983.00	\$0.00	\$58,186.00	\$1,886,400.00	\$1,479,128.00	\$8,730,000.00	\$0.00	\$12,410,097.00	\$688,521.00
Appropriated Fund Balance Adopted	\$3,969,075.00	\$0.00	\$1,174,142.00	\$0.00	\$670,064.00	\$0.00	\$0.00	\$81,294.00	\$52,700.00	\$0.00	\$0.00	\$0.00	\$13,727.00
2007 Additional Approp. Fund Balance	\$1,038,749.83	\$0.00	\$265,697.45	\$40,000.00	\$1,525.00	\$0.00	\$0.00	\$182,070.00	\$120,000.00	\$0.00	\$0.00	\$563.90	\$0.00
Approp. Fund Balance as Amended	\$5,007,824.83	\$0.00	\$1,439,839.45	\$40,000.00	\$671,589.00	\$0.00	\$0.00	\$263,364.00	\$172,700.00	\$0.00	\$0.00	\$563.90	\$13,727.00
Expenditure Budget as Adopted	\$83,722,763.00	\$0.00	\$11,224,990.00	\$3,277,103.00	\$4,382,047.00	\$0.00	\$46,975.00	\$1,967,694.00	\$1,531,828.00	\$8,730,000.00	\$0.00	\$11,938,397.00	\$652,248.00
2007 Amendments to Budget	\$3,117,993.83	\$0.00	\$753,470.45	\$274,450.00	\$1,525.00	\$0.00	\$11,211.00	\$182,070.00	\$120,000.00	\$0.00	\$0.00	\$472,263.90	\$50,000.00
Expenditure Budget as Amended	\$86,840,756.83	\$0.00	\$11,978,460.45	\$3,551,553.00	\$4,383,572.00	\$0.00	\$58,186.00	\$2,149,764.00	\$1,651,828.00	\$8,730,000.00	\$0.00	\$12,410,660.90	\$702,248.00


	GENERAL FUND	PUBLICITY	COUNTY ROAD	ROAD MACHINERY	SOLID WASTE MAMAGEMENT	SOLID WASTE MACHINERY	SEWER DIST. NO. 1	SEWER DIST. NO. 2	WORKERS COMPENSATION	Self Insurance Health Insurance	RISK	PVI	CAR POOL	
TOTAL FUND EQUITY	92	\$8,653,742.00	\$13,653.00	\$1,708,456.00	\$618,809.00	\$609,791.00	\$62,270.00	\$30,670.00	\$401,091.00	\$548,876.00	\$182,244.00	\$2,132,742.00	\$0.00	
	93	\$9,480,910.00	\$4,133.00	\$1,140,008.00	\$798,153.00	\$656,212.00	\$185,500.00	\$23,802.00	\$409,957.00	\$634,401.00	\$171,590.00	\$2,126,920.00	\$0.00	
	94	\$11,570,806.00	\$4,838.00	\$1,162,877.00	\$765,805.00	\$387,239.00	\$264,823.00	\$28,254.00	\$437,361.00	\$677,128.00	\$223,880.00	\$2,110,571.00	\$109,676.00	
	95	\$12,039,643.00	\$0.00	\$728,192.00	\$710,699.00	\$567,368.00	\$72,851.00	\$29,674.00	\$556,457.00	\$1,001,841.00	\$258,873.00	\$2,140,387.00	\$139,864.00	
	96	\$14,274,888.00	\$0.00	\$890,784.00	\$939,198.00	\$543,550.00	\$123,834.00	\$32,484.00	\$626,901.00	\$1,109,336.00	\$280,026.00	\$2,268,996.00	\$137,103.00	
	97	\$14,958,113.14	\$0.00	\$1,117,095.69	\$822,991.77	\$618,603.95	\$147,833.98	\$35,301.06	\$512,798.55	\$1,244,808.30	\$0.00	\$2,940,462.00	\$134,785.45	
	98	\$16,206,000.81	\$0.00	\$1,572,213.82	\$924,971.53	\$887,499.40	\$225,041.72	\$36,138.17	\$599,908.90	\$1,512,301.30	\$0.00	\$3,622,225.00	\$136,951.38	
	99	\$16,005,076.20	\$0.00	\$1,947,195.49	\$1,045,148.43	\$760,926.38	\$322,425.39	\$39,484.95	\$1,033,673.82	\$1,800,049.13	\$0.00	\$4,062,603.00	\$171,614.83	
	00	\$16,599,974.77	\$0.00	\$1,526,616.24	\$1,008,868.22	\$1,111,615.92	\$340,414.09	\$40,482.80	\$1,009,781.90	\$1,938,191.00	\$0.00	\$3,620,057.00	\$162,024.25	
	01	\$14,277,300.33	\$0.00	\$1,355,066.70	\$1,060,877.46	\$463,485.80	\$559,275.54	\$42,401.41	\$723,912.85	\$2,132,012.58	\$0.00	\$3,630,683.00	\$132,615.19	
	02	\$13,609,836.37	\$0.00	\$1,579,850.68	\$790,943.87	\$763,321.81	\$358,959.61	\$43,058.44	\$632,989.58	\$2,168,146.14	\$0.00	\$3,119,576.00	\$128,973.96	
	03	\$13,252,374.08	\$0.00	\$1,959,306.26	\$747,277.94	\$973,996.94	\$367,947.85	\$48,228.24	\$693,046.36	\$1,769,731.28	\$0.00	\$2,740,367.00	\$141,081.00	
	04	\$18,391,827.29	\$0.00	\$2,351,267.51	\$632,805.94	\$1,106,368.77	\$309,651.84	\$52,501.39	\$782,309.84	\$1,741,349.14	\$0.00	\$2,757,634.00	\$177,564.30	
	05	\$19,433,363.06	\$0.00	\$2,305,217.00	\$1,173,012.00	\$1,614,702.00	\$0.00	\$46,130.00	\$707,586.00	\$1,626,646.00	\$0.00	\$2,528,600.00	\$236,912.00	
	06	\$16,977,163.00	\$0.00	\$2,502,747.00	\$1,192,739.00	\$1,958,497.00	\$0.00	\$47,560.00	\$1,053,032.00	\$1,913,409.00	\$548,017.00	\$0.00	\$2,418,423.00	\$308,817.00
	07	\$15,913,324.00	\$0.00	\$2,654,654.00	\$878,253.00	\$1,845,426.00	\$0.00	\$44,844.00	\$689,175.00	\$1,889,051.00	\$70,749.00	\$0.00	\$2,168,448.00	\$187,984.00
UNADJUSTED	08	\$12,112,814.00	\$0.00	\$2,252,538.00	\$1,488,520.00	\$1,853,918.00	\$0.00	\$49,464.00	\$353,642.00	\$1,885,326.00	(\$352,781.00)	\$0.00	\$4,175,375.00	\$177,420.00

	GENERAL FUND	PUBLICITY	COUNTY ROAD	ROAD MACHINERY	SOLID WASTE MAMAGEMENT	SOLID WASTE MACHINERY	SEWER DIST. NO. 1	SEWER DIST. NO. 2	WORKERS COMPENSATION	Self Insurance Health Insurance	RISK	PVI	CAR POOL	
UNRESERVED - UNAPPROP.	92	\$6,788,038.00	\$3,653.00	\$537,720.00	\$307,493.00	\$326,972.00	\$16,003.00	\$30,670.00	\$401,091.00	\$297,466.00	\$0.00	\$2,129,364.00	\$0.00	
	93	\$7,426,923.00	\$4,133.00	\$444,324.00	\$270,917.00	\$452,262.00	\$45,500.00	\$23,802.00	\$397,417.00	\$365,230.00	\$0.00	\$2,078,869.00	\$0.00	
	94	\$8,882,675.00	\$4,838.00	\$222,543.00	\$260,558.00	\$304,272.00	\$74,051.00	\$28,254.00	\$437,041.00	\$378,967.00	\$20,650.00	\$2,110,571.00	\$109,676.00	
	95	\$9,182,515.00	\$0.00	\$225,082.00	\$272,977.00	\$566,105.00	\$72,851.00	\$28,884.00	\$553,783.00	\$667,709.00	\$258,873.00	\$2,140,387.00	\$128,466.00	
	96	\$11,059,841.00	\$0.00	\$483,636.00	\$460,186.00	\$442,165.00	\$123,834.00	\$32,484.00	\$593,778.00	\$758,164.00	\$258,873.00	\$2,268,996.00	\$137,103.00	
	97	\$10,219,817.92	\$0.00	\$598,697.72	\$516,247.61	\$618,603.95	\$147,833.98	\$35,301.06	\$134,481.75	\$853,636.10	\$0.00	\$2,940,462.00	\$134,785.45	
	98	\$11,037,921.29	\$0.00	\$1,166,578.28	\$636,871.00	\$887,499.40	\$225,041.72	\$36,138.17	\$299,908.90	\$532,397.33	\$0.00	\$3,622,225.00	\$136,951.38	
	99	\$10,280,192.01	\$0.00	\$1,154,129.84	\$685,015.80	\$704,316.38	\$282,425.39	\$39,484.95	\$402,598.66	\$758,235.35	\$0.00	\$4,062,603.00	\$146,614.83	
	00	\$11,410,277.82	\$0.00	\$931,828.15	\$676,828.36	\$904,630.92	\$340,414.09	\$40,482.80	\$932,155.90	\$760,564.83	\$0.00	\$3,620,057.00	\$121,345.25	
	01	\$8,255,012.77	\$0.00	\$948,122.17	\$582,122.36	\$463,485.80	\$438,817.54	\$41,616.41	\$685,885.79	\$885,243.08	\$0.00	\$3,185,851.00	\$89,749.62	
	02	\$8,760,946.51	\$0.00	\$915,946.83	\$354,278.04	\$763,321.81	\$358,959.61	\$43,058.44	\$468,066.43	\$639,307.14	\$0.00	\$3,119,576.00	\$128,973.96	
	03	\$8,954,209.76	\$0.00	\$1,493,364.51	\$292,103.79	\$473,996.94	\$364,314.85	\$48,228.24	\$509,709.55	\$513,268.29	\$0.00	\$2,740,367.00	\$141,081.00	
	04	\$16,183,924.79	\$0.00	\$1,998,072.91	\$299,229.84	\$916,592.77	\$309,651.84	\$52,501.39	\$580,872.11	\$334,747.63	\$0.00	\$2,641,942.00	\$157,344.84	
	05	\$14,410,764.73	\$0.00	\$2,021,600.00	\$766,640.00	\$1,420,702.00	\$0.00	\$46,130.00	\$419,799.00	\$304,974.00	\$0.00	\$2,528,600.00	\$236,912.00	
	06	\$11,434,561.00	\$0.00	\$1,590,626.00	\$757,576.00	\$1,206,497.00	\$0.00	\$47,560.00	\$514,757.00	\$507,482.00	\$548,017.00	\$0.00	\$2,418,423.00	\$235,491.00
	07	\$10,609,706.00	\$0.00	\$1,253,225.00	\$423,457.00	\$1,173,837.00	\$0.00	\$44,844.00	\$396,471.00	\$386,918.00	\$70,749.00	\$0.00	\$2,168,448.00	\$174,257.00
UNADJUSTED	08	\$8,686,854.00	\$0.00	\$1,322,430.00	\$613,886.00	\$964,780.00	\$0.00	\$49,464.00	\$125,704.00	\$308,735.00	(\$352,781.00)	\$0.00	\$4,175,375.00	\$148,924.00

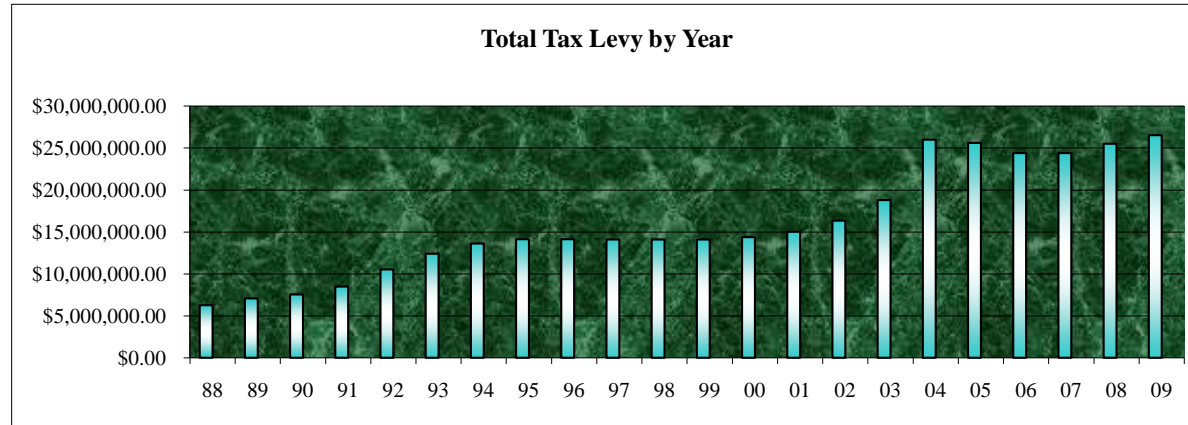
	GENERAL FUND	PUBLICITY	COUNTY ROAD	ROAD MACHINERY	SOLID WASTE MAMAGEMENT	SOLID WASTE MACHINERY	SEWER DIST. NO. 1	SEWER DIST. NO. 2	WORKERS COMPENSATION	Self Insurance Health Insurance	RISK	PVI	CAR POOL
UNRESERVED - APPROP.	92	\$950,000.00	\$10,000.00	\$850,000.00	\$0.00	\$161,348.00	\$46,267.00	\$0.00	\$0.00	\$0.00	\$0.00	\$3,378.00	\$0.00
	93	\$1,134,000.00	\$0.00	\$450,000.00	\$250,000.00	\$0.00	\$140,000.00	\$0.00	\$12,431.00	\$0.00	\$0.00	\$48,051.00	\$0.00
	94	\$2,039,010.00	\$0.00	\$500,000.00	\$225,000.00	\$25,000.00	\$190,772.00	\$0.00	\$0.00	\$0.00	\$0.00	\$0.00	\$0.00
	95	\$2,286,000.00	\$0.00	\$150,000.00	\$161,798.00	\$0.00	\$0.00	\$0.00	\$0.00	\$0.00	\$0.00	\$0.00	\$11,398.00
	96	\$3,112,764.00	\$0.00	\$25,000.00	\$88,000.00	\$100,000.00	\$0.00	\$0.00	\$32,000.00	\$0.00	\$0.00	\$0.00	\$0.00
	97	\$4,340,561.00	\$0.00	\$54,000.00	\$0.00	\$0.00	\$0.00	\$0.00	\$374,466.00	\$0.00	\$0.00	\$0.00	\$0.00
	98	\$3,958,455.00	\$0.00	\$0.00	\$0.00	\$0.00	\$0.00	\$0.00	\$300,000.00	\$100,000.00	\$0.00	\$0.00	\$0.00
	99	\$4,673,346.00	\$0.00	\$400,000.00	\$0.00	\$50,000.00	\$40,000.00	\$0.00	\$30,764.00	\$100,000.00	\$0.00	\$0.00	\$25,000.00
	00	\$4,059,000.00	\$0.00	\$210,000.00	\$0.00	\$200,000.00	\$0.00	\$0.00	\$66,632.00	\$160,000.00	\$0.00	\$0.00	\$40,679.00
	01	\$4,969,000.00	\$0.00	\$0.00	\$170,000.00	\$0.00	\$0.00	\$785.00	\$1,530.00	\$165,870.00	\$0.00	\$444,832.00	\$42,779.00
	02	\$3,749,363.00	\$0.00	\$240,678.00	\$103,540.00	\$0.00	\$0.00	\$0.00	\$138,642.00	\$400,000.00	\$0.00	\$134,290.00	\$0.00
	03	\$3,502,178.00	\$0.00	\$100,000.00	\$20,685.00	\$500,000.00	\$3,633.00	\$0.00	\$133,394.00	\$107,624.00	\$0.00	\$0.00	\$0.00
	04	\$1,115,747.00	\$0.00	\$353,194.60	\$333,576.10	\$189,776.00	\$0.00	\$0.00	\$201,437.73	\$1,406,601.51	\$0.00	\$115,692.00	\$20,219.46
	05	\$3,454,977.00	\$0.00	\$16,578.00	\$0.00	\$160,000.00	\$0.00	\$0.00	\$205,401.00	\$50,000.00	\$0.00	\$0.00	\$0.00
	06	\$3,947,090.00	\$0.00	\$600,000.00	\$0.00	\$752,000.00	\$0.00	\$0.00	\$135,680.00	\$50,000.00	\$0.00	\$0.00	\$38,336.00
	07	\$3,969,760.00	\$0.00	\$1,174,142.00	\$0.00	\$670,064.00	\$0.00	\$0.00	\$81,294.00	\$52,700.00	\$0.00	\$0.00	\$13,727.00
UNADJUSTED	08	\$2,298,884.00	\$0.00	\$730,735.00	\$399,375.00	\$875,213.00	\$0.00	\$0.00	\$161,958.00	\$64,478.00	\$0.00	\$0.00	\$2,409.00

% OF CHANGE IN UNRESERVED - UNAPPROPRIATED FUND BALANCE FROM PRIOR YEAR

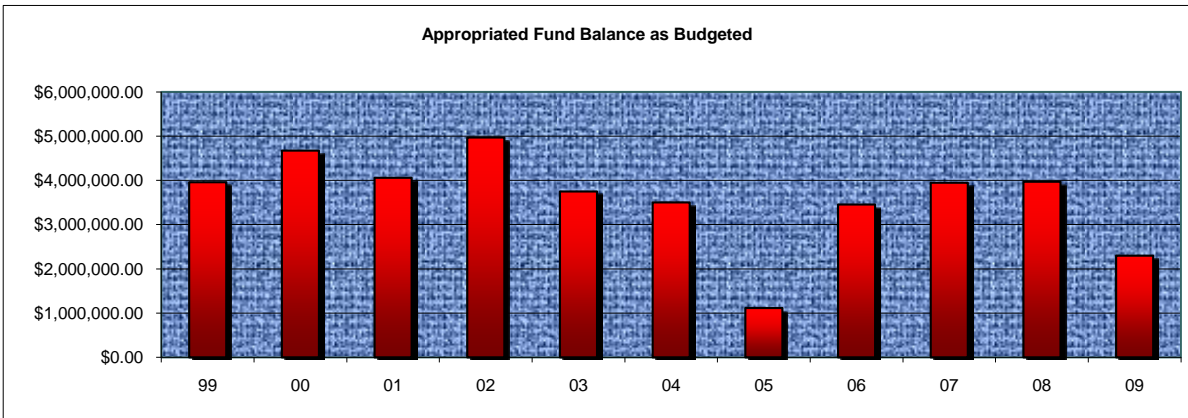
	GENERAL FUND	PUBLICITY	COUNTY ROAD	ROAD MACHINERY	SOLID WASTE MAMAGEMENT	SOLID WASTE MACHINERY	SEWER DIST. NO. 1	SEWER DIST. NO. 2	WORKERS COMPENSATION	Self Insurance Health Insurance	RISK	PVI	CAR POOL
	92	N/A	N/A	N/A	N/A	N/A	N/A	N/A	N/A	N/A	N/A	N/A	N/A
	93	9.41%	13.14%	-17.37%	-11.89%	38.32%	184.32%	-22.39%	-0.92%	22.78%	N/A	-2.37%	N/A
	94	19.60%	17.06%	-49.91%	-3.82%	-32.72%	62.75%	18.70%	9.97%	3.76%	N/A	1.52%	N/A
	95	3.38%	N/A	1.14%	4.77%	86.05%	-1.62%	2.23%	26.71%	76.19%	1153.62%	1.41%	17.13%
	96	20.44%	N/A	114.87%	68.58%	-21.89%	69.98%	12.46%	7.22%	13.55%	0.00%	6.01%	6.72%
	97	-7.60%	N/A	23.79%	12.18%	39.90%	19.38%	8.67%	-77.35%	12.59%	N/A	29.59%	-1.69%
	98	8.01%	N/A	94.85%	23.37%	43.47%	52.23%	2.37%	123.01%	-37.63%	N/A	23.19%	1.61%
	99	-6.86%	N/A	-1.07%	7.56%	-20.64%	25.50%	9.26%	34.24%	42.42%	N/A	12.16%	7.06%
	00	10.99%	N/A	-19.26%	-1.20%	28.44%	20.53%	2.53%	131.53%	0.31%	N/A	-10.89%	-17.24%
	01	-27.65%	N/A	1.75%	-13.99%	-48.77%	28.91%	2.80%	-26.42%	16.39%	N/A	-11.99%	-26.04%
	02	6.13%	N/A	-3.39%	-39.14%	64.69%	-18.20%	3.47%	-31.76%	-27.78%	N/A	-2.08%	43.70%
	03	2.21%	N/A	63.04%	-17.55%	-37.90%	1.49%	12.01%	8.90%	-19.71%	N/A	-12.16%	9.39%
	04	80.74%	N/A	33.80%	2.44%	93.38%	-15.00%	8.86%	13.96%	-34.78%	N/A	-3.59%	11.53%
	05	-10.96%	N/A	1.18%	156.20%	55.00%	-100.00%	-12.14%	-27.73%	-8.89%	N/A	-4.29%	50.57%
	06	-20.65%	N/A	-21.32%	-1.18%	-15.08%	N/A	3.10%	22.62%	66.40%	N/A	-4.36%	-0.60%
	07	-7.21%	N/A	-21.21%	-44.10%	-2.71%	N/A	-5.71%	-22.98%	-23.76%	-87.09%	-10.34%	-26.00%
UNADJUSTED	08	-18.12%	N/A	5.52%	44.97%	-17.81%	N/A	10.30%	-68.29%	-20.21%	-598.64%	92.55%	-14.54%



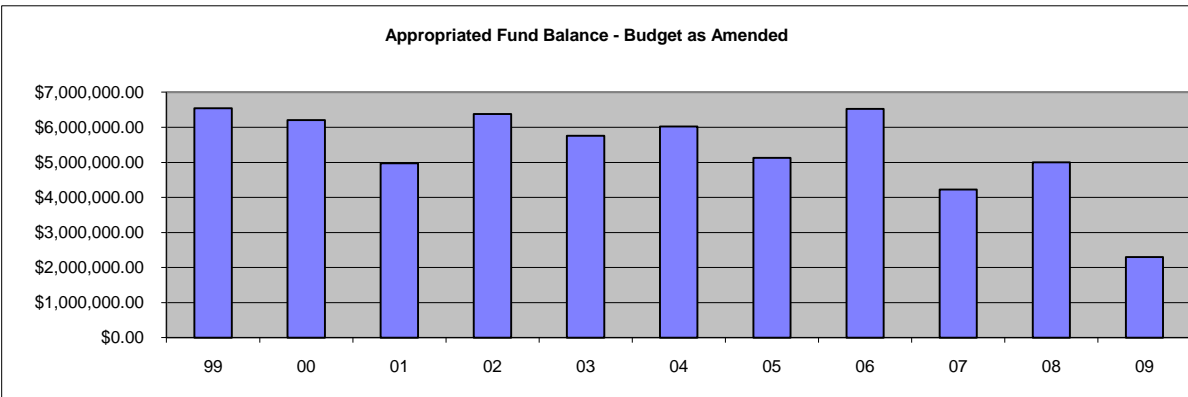
	TAX LEVY	% OF CHANGE FROM PRIOR YEAR
88	\$6,263,782.00	8.90%
89	\$7,075,877.00	13.0%
90	\$7,545,724.00	6.6%
91	\$8,485,957.00	12.5%
92	\$10,529,855.00	24.1%
93	\$12,400,359.00	17.8%
94	\$13,617,582.00	9.8%
95	\$14,135,854.00	3.8%
96	\$14,135,854.00	0.0%
97	\$14,101,750.00	-2%
98	\$14,100,000.00	0.0%
99	\$14,100,000.00	0.0%
00	\$14,382,000.00	2.0%
01	\$15,021,072.00	4.4%
02	\$16,351,699.00	8.86%
03	\$18,800,000.00	14.97%
04	\$26,004,598.00	38.32%
05	\$25,622,109.00	-1.47%
06	\$24,405,250.00	-4.75%
07	\$24,405,250.00	0.00%
08	\$25,519,928.00	4.57%
09	\$26,537,455.00	3.99%



	Approp Fund Balance as Budgeted	% of Total General Fund Budget
99	\$3,958,455.00	8.00%
00	\$4,673,346.00	9.00%
01	\$4,059,000.00	7.00%
02	\$4,969,000.00	8.00%
03	\$3,749,363.00	6.00%
04	\$3,502,178.00	5.00%
05	\$1,115,747.00	2.00%
06	\$3,454,977.00	5.00%
07	\$3,947,090.00	5.00%
08	\$3,969,760.00	5.00%
09	\$2,298,884.00	2.75%



	Actual Appropriated Fund Balance	% of Total General Fund Budget
99	\$6,544,185.00	1.54%
00	\$6,204,549.00	-0.61%
01	\$4,974,201.00	3.99%
02	\$6,379,991.00	1.03%
03	\$5,758,771.00	0.56%
04	\$6,018,963.00	-6.79%
05	\$5,130,008.00	-1.84%
06	\$6,525,858.00	3.63%
07	\$4,229,030.00	1.34%
08	\$5,001,241.00	6.00%
09	\$2,298,884.00	2.75%



	Actual Appropriated Fund Balance	% of Total General Fund Budget
99	\$903,040.00	1.54%
00	(\$431,208.00)	-0.61%
01	\$2,592,387.00	3.99%
02	\$667,464.00	1.03%
03	\$375,171.00	0.56%
04	(\$4,943,026.00)	-6.79%
05	(\$1,364,732.00)	-1.84%
06	\$2,824,885.00	3.63%
07	\$1,063,839.00	1.34%
08	\$3,892,052.00	4.48%

Note: The negative amounts reflected in the chart above represent

